

TD SERIES 60W

The TD SERIES UL Listed Class 2 phase cut dimmable led drivers offer a super compact case that easily fits into any standard junction box. Dimming is smooth down to 1% with any standard ELV / TRIAC (leading or trailing edge) dimmer switch. With high efficacy performance, those drivers are designed to power any LED 12VDC and 24VDC LED strip application.

FEATURES

DIMMING FUNCTION	Electronic Transformer Triac/ ELV/ MLV dimming
DIMMING RANGE	0-100%
WATERPROOF PERFORMANCE	For dry and damp locations
INPUT	120VAC
THD	THD<20%@120V Max. load
OUTPUT TYPE	Constant voltage
SMALL SIZE	84x40x25 mm / 3.31x1.57x0.98 inch (L*W*H)
LOADING	Ultra-low load requirements: Operates flawlessly at 20%-100% load.
PROTECTION	Short circuit/Overload
COMPATIBILITY	Compatible with popular dimmers in the market, Lutron-CL, Diva series and so on.
APPLICATION	<ul style="list-style-type: none"> · LED strip/ LED tape/ LED module · Residential Lighting · Commercial Lighting
WARRANTY	5 years warranty

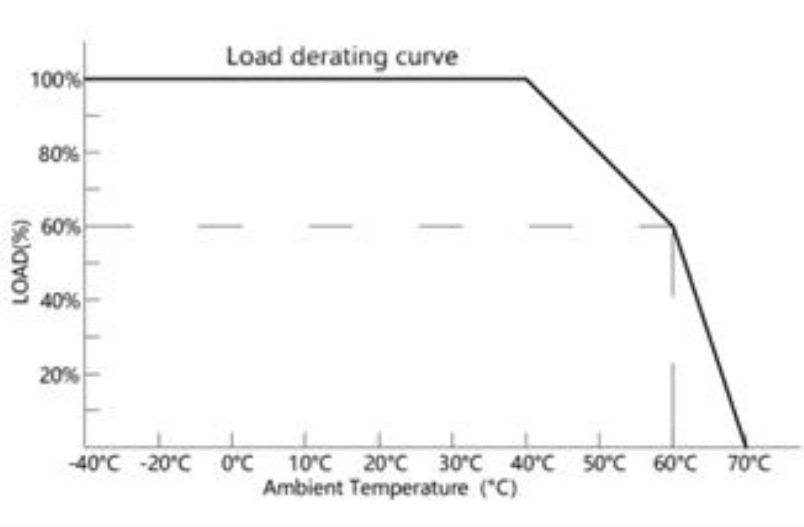


SPECIFICATIONS

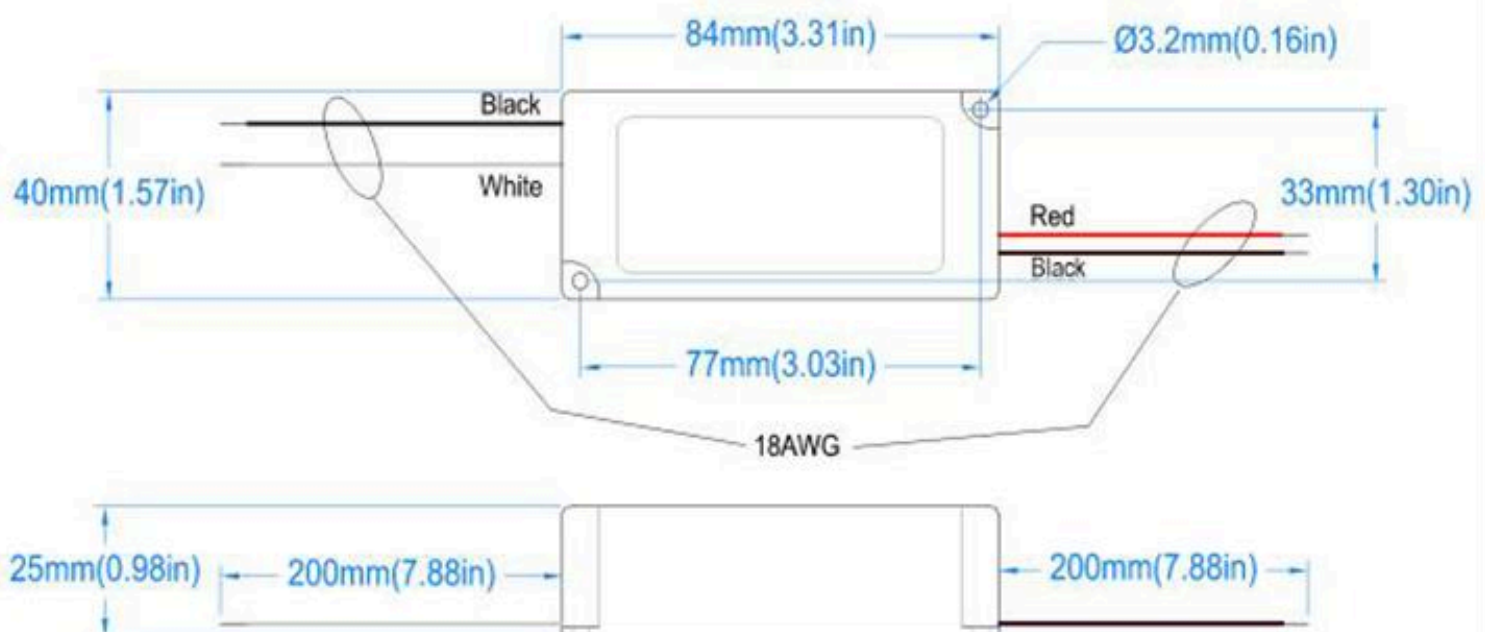
Model		TR12060TD	TR24060TD
Certificate		UL / FCC / ICES-005 / Class P / Class 2 / TYPE HL / SELV / ROHS / REACH	
Output	DC Voltage	12V	24V
	Voltage Tolerance	±1V	±1.5V
	Rated current	5.0A	2.5A
	Rated power	60W	
Input	Voltage Range	120V	
	Frequency Range	47-63Hz	
	Power Factor(typ.)	0.94@120VAC	
	Total Harmonic Distortion	THD< 20%(@100% load)	
	Efficiency(Typ.)	88%@120VAC	
	AC Current(Typ.)	0.93A	
Protection	Leakage Current	<0.5mA/ 120VAC	
	Short Circuit	Hiccup mode, recovers automatically after fault condition is removed.	
Environment	Over Load	Hiccup mode, recovers automatically after fault condition is removed.	
	Working Temp.	Tc =-40 ~ +60 (see below derating curve)	
	Working humidity	20 ~ 95% RH non-condensing	
	Storage temp., Humidity	-40 ~ +90, 10 ~ 95% RH	
	Temp .coefficient	±0.03%/°C (0~50°C)	
Safety & EMC	Vibration	10 ~ 500Hz, 2G 12 minutes/cycle, X Y Z axis 72 minutes each	
	Safety standards	UL8750; CAN/CSA-C22.2 No.250.13	
	Withstand voltage	I/P-O/P:1.88KVAC	
	EMC Immunity	FCC/ICES do not request this test (US)	
Others	EMC Emission	FCC Part15 Subpart B; ANSI C63.4a-2017; ICES-005 Issue 5 (US)	
	Weight	0.17kg	
	Dimension	See Mechanical Specification	
	Packing	28*21.5*19.5 cm (50PCS/CTN)	

DERATING CURVE

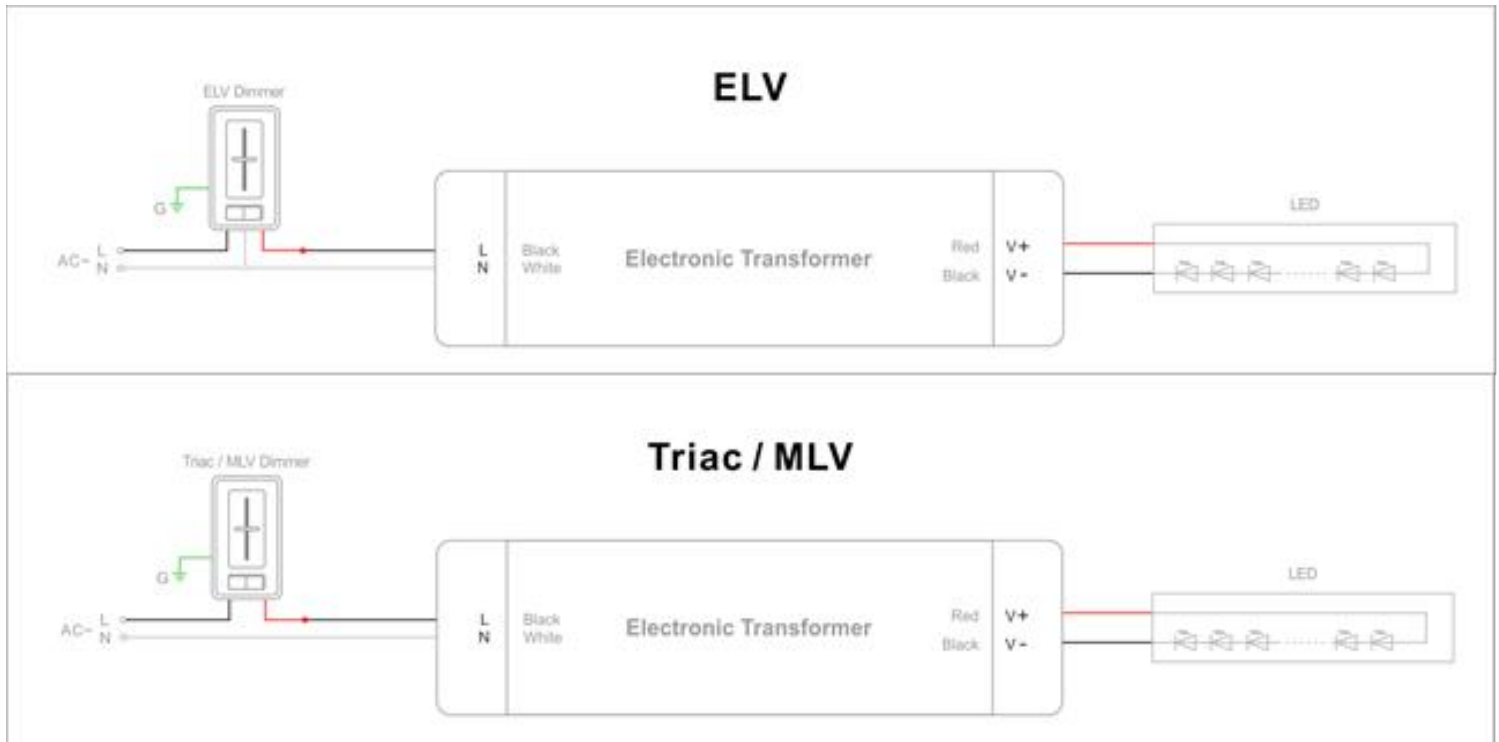
To extend their life, please refer to the Derating Curve and derate according to the temperature.



MECHANICAL SPECIFICATION



CONNECTING DIAGRAM



Warm tips:

All Electronic Transformer meet the harmonic emissions requirements of ANSI C82.77-10.

Instruction

1. This driver should be installed by qualified and professional person.
2. Please make sure the driver is installed with adequate ventilation around it to allow for heat dissipation.
3. Ensure that wiring is correct before test in order to avoid light and power supply damage.
4. If driver Cannot work normally, don't maintain privately.

Have any questions, please contact SUCCARLED.

Please visit our website or contact us for more information! www.SUCCARLED.COM